



District Report Card: 2017


State: Delhi	District: North West Delhi
Class: 5	Subject: Language
Schools: 60	Students: 1253


Participation/Coverage


Students

<div>GENDER</div> <div></div>	Boys		Girls	
	Number	%	Number	%
	645	51.48	608	48.52

<div>AREA</div> <div></div>	Rural		Urban	
	Number	%	Number	%
	209	16.68	1044	83.32

<div>CATEGORY</div> <div></div>	SC		ST		OBC		GEN	
	Number	%	Number	%	Number	%	Number	%
	184	14.68	3	0.24	52	4.15	1014	80.93

<div>CWSN</div> <div></div>	LD	VI	HI	S&LD	ID	Oth
	1	0	0	0	1	1

<div>Management</div> <div></div>	Government		Government-aided	
	Number	%	Number	%
	1253	100.00	0	0.00

Average Performance of Students in Language (%)

Overall	Gender		Area		Management		Social Group			
	Male	Female	Rural	Urban	Govt.	Aided	SC	ST	OBC	GEN
54.07	52.83	55.38	50.91	54.70	54.07	0.00	52.32	33.33	57.18	54.29

Performance on Learning Outcomes (LOs)

Learning Outcomes	Description	Average Performance(%)
L504	Reads and comprehends independently storybooks, news items/ headlines, advertisements etc.	52.08
L508	Reads text with comprehension, locates details and sequence of events	55.06

Range of Performance of Students who Answered Correctly							
Below 30%		30% - 50%		50% - 75%		Above 75%	
Number	%	Number	%	Number	%	Number	%
196	15.64	380	30.33	429	34.24	248	19.79

Lowest Performing Learning Outcomes (LOs)

- 1 - Reads and comprehends independently storybooks, news items/ headlines, advertisements etc. (52.08)
- 2 - Reads text with comprehension, locates details and sequence of events (55.06)